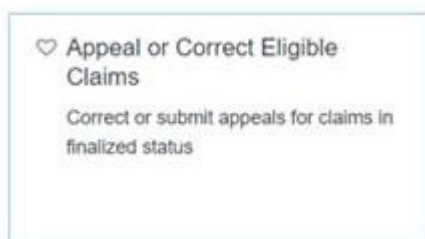
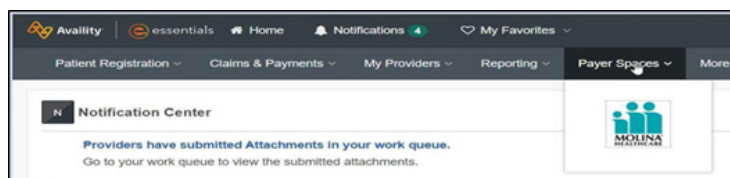


From Molina Healthcare: How to check appeal status via Availity Payer Spaces

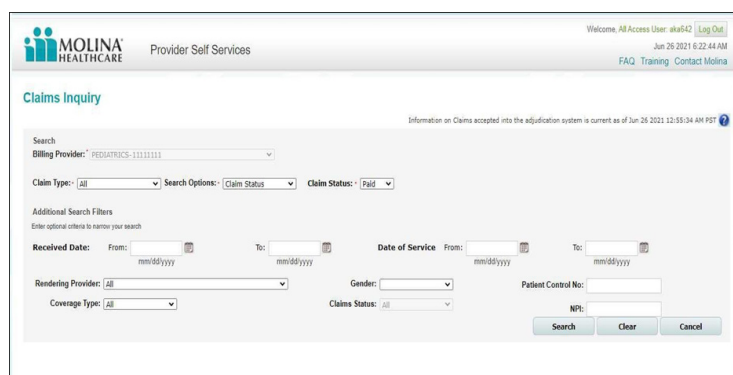
Molina has launched a new Claims Appeal status feature that allows Availity users to view and print final determination letters. It's as simple as searching for the claim via the Availity Appeal or Correct Eligible Claims Payer Spaces function. When the claim is located, you will see the status of the appeal displayed and can view and/or print the decision letter by clicking on the .pdf document file.

How to Access:

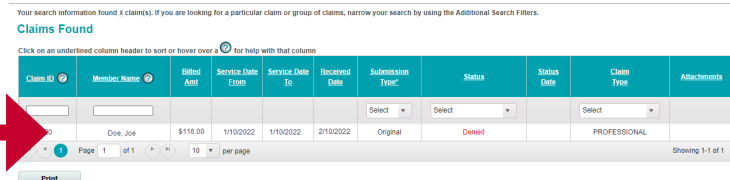
1. Availity Essentials Menu Bar > Payer Spaces > Molina Healthcare > Choose Applications Tab > Choose Appeal or Correct Eligible Claims



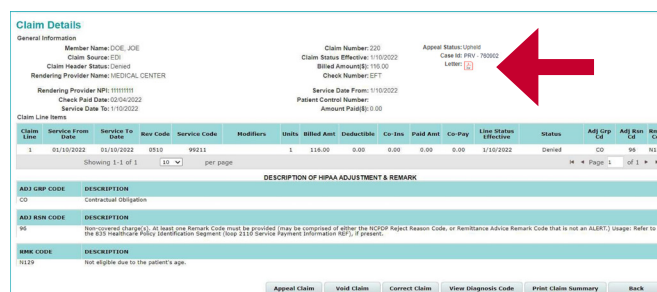
2. Search for the desired claim to appeal or correct by member name/DOB, member ID, claim number or status.



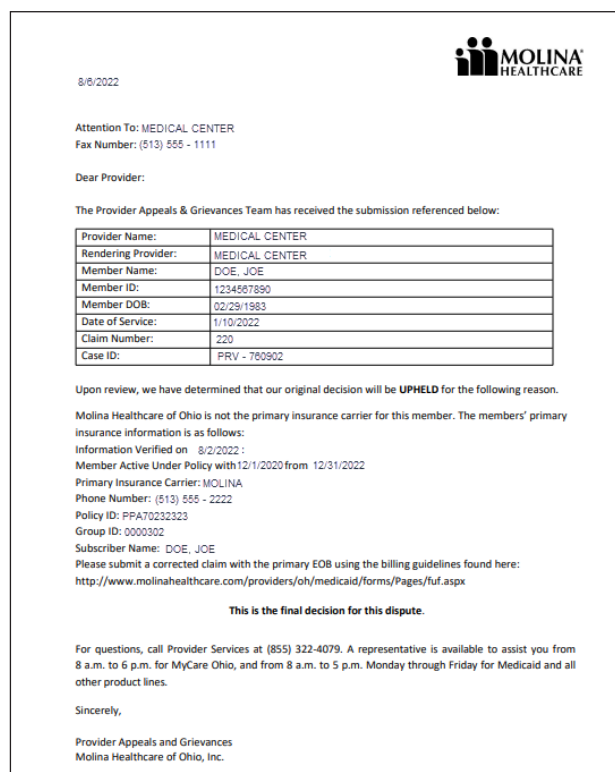
3. Click on the Claim ID



4. Now you can see the Appeal Status and view or print the letter



5. Click on the .pdf Letter icon to view the Decision letter



Disclaimer - All represented data is fictitious and not based on actual providers or members information.

